
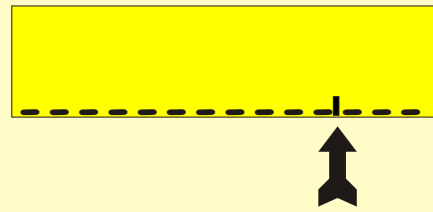


How to make a card with "Happy Easter" greetings and a chicken with a mobile mouth



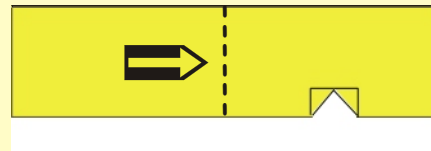
First step: Fold the sheet of paper in the middle!



Second step: Cut in 1cm!



Third step: Fold two triangles!



Fourth step: Fold here!

Fifth step: Paint a chicken round the mouth and write "Happy Easter"!



That's a "Happy Easter" card.